



We are SO excited to welcome  
you to summer camp!

Thank you for choosing to spend time with us by the river this summer by registering for summer camp! We can't wait for you to get here! This document will answer a lot of the questions you may have and will help you prepare what you need to bring. We encourage you to contact our office with any other questions not answered in this document.



**Riverside Lutheran Bible Camp**  
3001 Riverside Rd.  
Story City, IA 50248  
1.800.372.7748 | 515.733.5271  
Fax: 515.733.4096



## IMPORTANT CHANGES FOR CAMPER CHECK-IN!!

We have implemented some time-saving, enjoyable changes to our check-in process that will get our campers to their cabins quicker and will also reduce the check-in time for parents! Read carefully!

**Are you EXPRESS?** (If not, you might want to go on-line and become EXPRESS!)

- Camp registration balance paid one week prior to camper check-in
- Camp store money submitted
- Permission/consent forms for Ranch and Adventure campers signed & submitted

### WHEN SHOULD I SHOW UP?

Camper Check-In will begin **no sooner than 3:30pm** and with our new check-in process there is really no reason to arrive before then! In fact, our summer team is excitedly preparing and praying for our campers right up until check-in time, and it will actually **HELP US** to have you arrive at 3:30pm or after! **We will conclude camper check-in at 4:45PM.** Please inform our office ahead of time if you need to arrive later.

## HERE'S HOW IT'LL GO!

ONLY REASON TO STOP HERE IS:

- IF YOU ARE NON-EXPRESS
- IF YOU HAVE MEDS TO CHECK-IN (CAN BE DONE BY PARENT AFTER CABIN DROP-OFF)
- IF YOU ARE ADDING ANY ACTIVITIES OR NEED TO VISIT THE CAMP STORE (CAN ALSO BE DONE AFTER CABIN DROP OFF)

BE GREETED BY OUR SUMMER TEAM WHO WILL LET YOU KNOW IF YOU ARE EXPRESS OR NOT. IF YOU ARE EXPRESS, WE WILL SEND YOU DIRECTLY TO YOUR CABIN!

MEET YOUR CABIN LEADERS AND VERIFY YOUR PICK-UP AUTHORIZATION!



### WHAT ABOUT ALPHA CAMPERS?

- Sunday arrival – follow the same instructions as above!
- Wednesday arrival – come to the Dining Hall between 4:00PM and 4:45PM and we'll get you checked-in and off to your cabin!

## medications

Campers should NOT have any medications in the cabin. All medications (prescription and OTC) need to be turned into our Medical Volunteer in the Dining Hall during camper check-in.

- Medications **MUST** be turned in to our medical volunteer **in the original containers** – please do not bring pills in baggies, in pill-minders, etc. Our volunteer needs to be able to safely distribute medications out of their original packaging/containers. (Exceptions: Rescue inhalers and Epi-Pens may remain with the camper, but you still need to visit with our Medical Volunteer!)
- Medication Release Forms can easily be completed on-line prior to cabin check-in day and/or these forms will also be available in the dining hall at camper check-in.

## WHAT SHOULD I BRING?

### For sure:

- Bible, pen/pencil, notebook
- Swimsuit – needs to be one-piece for both boys AND girls, no Speedos
- Clothes – shorts, shirts, jeans, sweatshirt, rain clothes (no shorty-shorts, straps on tops must have at least two-inch width, all tops must cover mid-section)
- Pajamas and underclothes
- Two pairs of shoes – tennis shoes, sandals and/or old shoes
- Towel, washcloth, hygiene items (soap, shampoo, toothbrush and paste, deodorant, etc.)
- Sleeping bag OR sheets and blanket, pillow
- Sunscreen, bug spray and flashlight
- String bag or backpack to carry items around in during day

## ALLERGIES & SPECIAL DIETS

For more severe peanut allergies, hopefully you have chosen a “Peanut Free” week at camp.

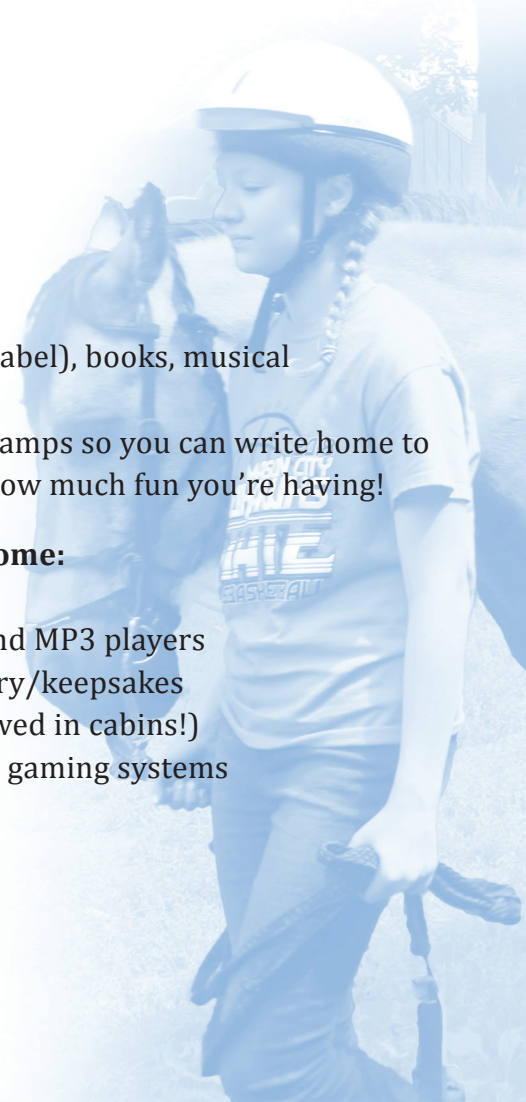
Other food allergies or diet modifications necessary? While we do have some flexibility to modify diets to accommodate camper needs, it all depends on the situation. Please contact our office at least two weeks before camper check-in so that we can have our Kitchen Coordinator touch base with you. This will help us prepare, and, if necessary, you will know if the special dietary needs will require you to supplement the camp food.

### Only if you want:

- Camera (with label), books, musical instruments
- Envelopes & stamps so you can write home to tell everyone how much fun you're having!

### Please leave at home:

- Cell phones
- iPods, iPads, and MP3 players
- Valuable jewelry/keepsakes
- Food (not allowed in cabins!)
- Personal video gaming systems





**Adventure Campers** – in addition to the list on the previous page, the following are ‘must-haves’:

Juniors and Intermediate

- Sleeping bag
- Water bottle that doesn’t leak (available in the camp store)
- Sandals with full, secure straps that are able to get wet/muddy (ex. Chaco-type, Tevas-type)
- Rain jacket
- Flashlight or headlamp
- Backpack or daypack to carry items for hiking, and showering

High Adventure – you will receive a separate letter and packing list!

**VERY IMPORTANT:** Ranch campers are not allowed to wear flat-soled shoes (skater shoes, Chucks, etc.) for riding. These shoes do not provide adequate foot protection, and feet slide through the stirrups. Western riding boots work best, but inexpensive tennis shoes with a thicker sole and plenty of grip work fine as well.

**Ranch Campers** – in addition to the list on the previous page, please bring the following:

- Lots of jeans – all the time spent on horses will require jeans
- Boots with a one inch or more heel
- Helmet, if you prefer your own – we will provide required riding helmets for everyone
- We get dirty and sometimes wet, so extras of both clothing and shoes are a great idea!

**\*\*Ranch Campers!!** Your week on the ranch will conclude with an additional program at 2:00pm. Parents and families are invited to this special time at our outdoor arena on the ranch and then are encouraged to then go to the closing program in the chapel at 3:00pm.

## CAMPER PICK-UP & DEPARTURE INFORMATION

3:00pm Closing Program (in the chapel)

- Tuesday afternoon for Alpha campers who check-in on Sunday
- Friday afternoon for all other campers – Alpha campers who check in on Wednesday, juniors, junior high, and senior high campers

Parents and family members are encouraged to attend! The program begins with our camper processional. The campers will enter the chapel by cabin accompanied by their cabin leaders. Enjoy meeting our camp directors and summer staff, hear our scripture verses for the week shared by the campers, participate in some worship, and watch the End-of-Week DVD!

At the end of the closing program, parents/families will remain seated while campers exit the chapel by cabin with their cabin leaders. Parents will be dismissed to pick up their camper once all of them are outside. You will be able to identify the location of your camper as cabin leaders will be holding up signs with the cabin name.

### Pick-Up Detail:

- The person picking up the camper **MUST** be the same person designated on the Pick-Up Authorization that was verified at camper check-in. If there needs to be a change for any reason, you **MUST** contact the camp office to provide notification before Friday afternoon.
- Cabin leaders will wait for ten minutes outside the chapel following the end of the closing program. Remaining campers will then return to the cabins with their cabin leaders to await pick-up.
- All campers need to be picked up by 4:00pm!

## IT'S NOT TOO LATE TO SUPPLEMENT THE FUN!!

You can still go online and sign up for these AWESOME options! You may also stop in the dining hall to add and pay for the following options on the day of camper check-in. If you are unable to go online to add an option and you'd like to take care of it before camper check-in, please call the office to sign up and pay over-the-phone.

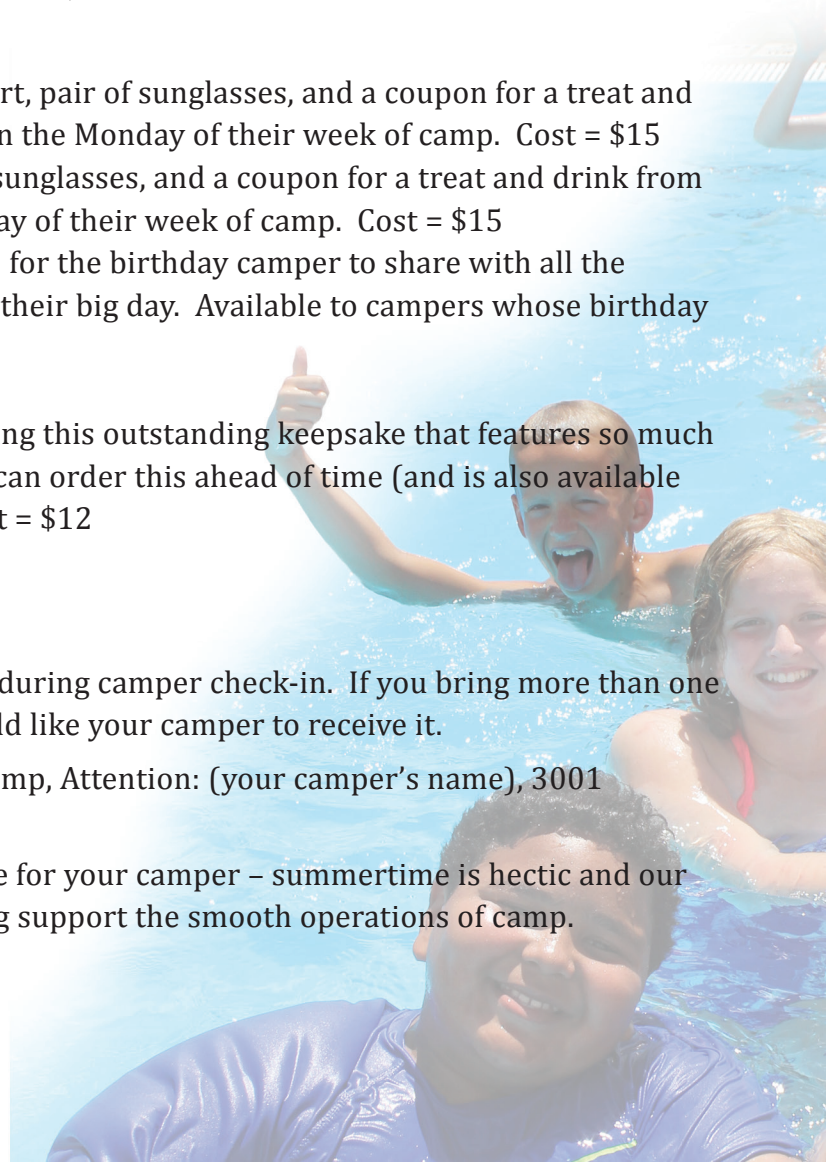
- **Horseback Rides** - Junior campers along with junior high and senior high campers are eligible to take a horseback ride during free time. This is not available to Alpha or Ranch campers. Long pants and close-toed shoes are a requirement to ride. Rides are limited to one per camper for their week of camp. Cost = \$10, non-refundable.
- **Slingshot Paintball** – Only junior high and senior high campers may participate in this activity. Long pants and close-toed shoes are a requirement of participation. Campers may participate in one round of paintball per week of camp. Cost = \$10, non-refundable.
- **Care Packages**
  - Regular Care Package – Summer theme t-shirt, pair of sunglasses, and a coupon for a treat and drink from the Camp Store to be delivered on the Monday of their week of camp. Cost = \$15
  - Ranch Care Package – Ranch t-shirt, pair of sunglasses, and a coupon for a treat and drink from the Camp Store to be delivered on the Monday of their week of camp. Cost = \$15
  - Birthday Care Package – Homemade cookies for the birthday camper to share with all the campers and cabin leaders in their cabin on their big day. Available to campers whose birthday falls in the week of camp. Cost = \$5
- **End-of-Week DVD** – Every week, we love creating this outstanding keepsake that features so much of the fun, specific to your camper's week. You can order this ahead of time (and is also available when leaving camp after closing program). Cost = \$12

## SENDING MAIL TO YOUR CAMPER

**Option One:** You may drop it off at the Dining Hall during camper check-in. If you bring more than one letter, please make sure to write what day you would like your camper to receive it.

**Option Two:** You may send it to Riverside Bible Camp, Attention: (your camper's name), 3001 Riverside Road, Story City, Iowa, 50248

\*Please do not email and/or send faxes to our office for your camper – summertime is hectic and our office team is already busy and dedicated to helping support the smooth operations of camp.





## WHY NO ELECTRONICS?

Our policy is to have our campers leave these items at home. There are a number of reasons why this is SO important!

- We want to maximize the opportunity to have this week at camp set apart from a camper's normal daily routine. This is a chance for our campers to engage in a powerful Christian community, free of the distraction and stimulation of electronics. We see how this benefits the campers every year and feel strongly it must remain absent from the camp experience.
- Electronics tend to be expensive and can easily be lost, even stolen, at camp. If your camper brings a cell phone to camp, we will keep it securely in the camp office during the week and return it following the closing program.


## HELPFUL HINTS TO PREVENT HOMESICKNESS

We recognize that for some campers, this is their first experience away from home without family. Some campers will struggle with homesickness BUT almost always, the camper will overcome these feelings and go on to enjoy a great week at camp. Our summer staff is trained to help address these special circumstances. Decisions to go home are made by our program team in conversation with parents. Here are some tips for what you can do before camper check-in day:

1. Ask your camper about any worries or concerns they have plenty ahead of time so that you can talk and pray through this as their week of camp approaches.
2. Don't promise them that you'll pick them up if they get homesick. If they are worried about this, encourage them to talk to their cabin leader when at camp. Be certain that your camper knows that you can't talk or text via phone the week they are at camp.
3. Get familiar with the camp! Visit if possible, but if not possible, you can go on-line with your camper and check out our website, our YouTube channel, FaceBook, etc. See the pics and videos and emphasize how much fun it looks like everyone is having.
4. Send along a favorite stuffed animal, family pictures or other familiar item. Even better, consider having a friend or family member attend the same week and request them as a cabin mate.
5. Try not to make too big of a deal about how you are going to miss them. Assure them that you will be fine while they are away and that you can't wait to hear about all of the adventures they are sure to have.
6. Letters! Send letters or drop of some prepared letters at camper check-in that can be delivered to your camper during the week. Keep your letters focused on their camp experience and not on things going on at home. How awesome for a camper to have a letter from home waiting for them on day one!
7. PRAY with your camper! This is a great opportunity to minister to your child about the feelings that accompany going to a 'new place'. Ask God to help them and remind them that Jesus is always with them.
8. Don't linger too long when dropping them off at camp. Remain positive and excited for them. Reinforce how excited you are for them and that it'll be Friday before they even know it!



# Riverside



can't wait to see  
YOU THIS SUMMER!